DFA

DELHI FILM ACADEMY

One-Year Diploma in Filmmaking & Photography

India's first film school to produce Bollywood web-series in a diploma batch



About Our Goals

Delhi Film Academy's goal is to give industry experience through our courses. We are proud to say that "we are the first film school to produce a web series for film students." This means before you get your diploma certificate, you'll be holding a commercial web series project in your portfolio produced by DFA.

Delhi Film Academy offers a One-Year Diploma program, three months diploma in filmmaking and short-term weekend certificate courses, Three Months Editing Certificate Programs. The Academy's One-Year Diploma program includes topics in Filmmaking & Photography, cinematography, direction, film appreciation, art direction, Web Series, lighting techniques, VFX/green screen effects, adobe after effects, adobe premiere pro, acting for film, music videos, Ad-films, product-videos, fashion videos, producing, screenwriting, basic 3D animation, graphic designing, photography, fashion photography, photoshop, lightroom, studio lighting, product photography, landscape photography, food photography etc.

Each program is structured for students who want intensive training from award-winning faculty, using professional facilities and equipment starting their first day of classes. Delhi Film Academy is a leading institute that offers a wide range of courses in the field of filmmaking and photography. With experienced faculty and state-of-the-art facilities, the academy provides students with hands-on experience in the latest techniques and technologies used in the industry.

One of the best things that the academy provides is the 1-year diploma course in which students get the opportunity to create a commercial web series for OTT platforms. This is a unique feature of the course and provides students with real-world experience in creating content for digital platforms.

This comprehensive approach to filmmaking and photography makes Delhi Film Academy the ideal place for students who wish to pursue a career in the dynamic and ever-evolving entertainment industry.

Your career starts here & we produce projects for you!

Get hands-on experience and master the art of filmmaking with our comprehensive 1-year diploma program."

Your professional journey begins from here!









Note:
The student will participate in shows like Miss India, India Runway Fashion Week & many more.

Founder & Director

Mr Abdur Rehman, the founder and director of **Delhi Film Academy**, has years of experience in the Film Industry, Fashion Industry & Commercial ad films.
He is an award-winning director by the 'Dada Saheb Phalke' Film Festival, is the Faculty of Film-Making and is a member of the Screenwriter Association of India. He has been awarded for excellence in his work at the 48th Marin Country International Festival (San Rafael, California, USA).
He has worked for 'Channel One Russia' as a Line Producer & Creative Director and has worked on several web series & fashion weeks.

One Year Diploma

in Filmmaking & Photography

Duration: 12 Months

Mode: Full Time (5 days a week)

Age limit: None

Eligibility: 10th grade

Equipment Required: Laptop

Location: New Delhi - Mehrauli

Our one-year filmmaking certificate program offers a thorough curriculum covering all facets of film production, including Photography and Web Series. Students will have practical experience in various genres, including music videos, ad films, product videos, and short films, emphasizing web series for OTT platforms, producing, screenplay, 3D animation, graphic design, directing, film appreciation, art direction, and lighting methods, are all covered in our program. Modern software and equipment, such as Adobe Premiere Pro, Adobe After Effects, and VFX/green screen effects, will be available to students. Specialized photography topics like fashion, product, fire, street, and commercial photography are also included in our program. In addition, students will receive access to our studio membership and be able to attend fashion shows. Our extensive curriculum will give students the abilities and know-how to succeed in the film business.

1st Semester (4-Months)

History of Cinema

Introduction to Cinema Studies

Pre-Production

Script Writing

Screenplay Writing

Screenplay Breakdown

-Scene Breakdown

-Location Breakdown

-Schedulling Breakdown

-Actor's Breakdown

-Shot Division

Logsheets

-Audio Logsheets

-Video Logsheets

Working with actors

Director's Craft

Short Filmmaking

Advanced Line Producing

Studio membership

Ad-Films

Music Videos

Fashion Cinematography

Product Videos

Adobe Premiere Pro

Lifestyle Videos

B-Roll Videos

Direction for film & television

Film sets visit

Commercial ad-films

Cinematography

Lighting techniques for cinema

Understanding Make-up

VFX/chroma key effects

Stop-motion films

Hyperlapse films

Producing a film

Participating in film festivals

International short filmmaking festivals

Equipment Handling

Documentary Filmmaking

Budgeting and Scheduling

Sound Editing and Design

Hands-on Camera and Lighting

Production Design

Equipment Handling

Art-Direction

3D Animation & Visual Effects

Film Appreciation

Post-production

Adobe After Effects

Fashion Shows

2nd Semester (5-Months)

Script writing for Short-Film

Screenwriting II

Sync-Sound Filmmaking

Budgeting for film

Budgeting and Scheduling

Pre-Production

Screenplay Writing 2

Screenplay Breakdown for web series

-Scene Breakdown

-Location Breakdown

-Day & Night Breakdown

-Schedulling Breakdown

-Actor's Breakdown

-Shot Division

Logsheets

-Audio Logsheets

-Video Logsheets

Auditions for web series

Working with actors

Director's Craft

Hands-on Camera and Lighting

Film Appreciation

Equipment Handling

Advanced Directing

VFX/chroma key effects

Cinematography 2

Lighting techniques for web series

Feature Film Directing

Sound Editing and Design

Advance Production Design

Advance 3D Animation & Visual Effects

Advanced Line Producing

Advance Post-production

Advance Adobe Premiere Pro

Advance Adobe After Effects

Web series/short film production

Short Film Editing

Short-Film Distribution

DELHI FILM ACADEMY

3rd Semester (3-Months)

History of fashion photography

Introduction to fashion photography

Photo exhibition

Studio lighting:

Loop lighting:

-Glamour/butterfly lighting

-Rembrandt lighting

-Split lighting

-Board vs Short lighting

-Hard vs Soft lighting

-Grey card exposure

-Light meter

Different Kind of looks

-Sports look

-Casual look

Corporate look

-Sensual look

Studio membership

Work with fashion designers

Adobe Photoshop/Lightroom

Different effects in editing

Photo processing

Medium format camera workshop

Post-production of product photography

Retouching product/food

TTL shooting

Conceptual product photography

Fashion workshops

Light modifiers: Softbox, strip box, standard

-reflectors, barn door, snoot, beauty dish,

-color gels, giant umbrella, parabolic diffuser,

-reflectors and light cutters.

Understanding Make-up

Paid Internship

Live model shoot

Ethnic look

Event photography

Lighting for E-commerce product

Types of angles

E-commerce guideline

Shooting metals

Shooting glass

Introduction of propping

Food Photography

Food styling

Shooting multiple images

Creating composition

Shooting jewellery

Commercial Photography

Light modifiers: reflectors, soft boxes,

-umbrellas, etc.

Studio lighting

Bounce off flash

Creative studio lightstt

Diploma in Filmmaking

"Transform Your Passion for Film and Photography into Artistic Excellence: Crafting Compelling Web Series and Capturing High-Fashion Glamour, All in One Year."

FILM DIRECTION



A film director controls a film's artistic and dramatic aspects and visualizes the screenplay (or script) while guiding the film crew and actors. The director has a key role in choosing the cast members, production design and all the creative aspects of filmmaking. A film director's task is to envisage a way to translate a screenplay into a fully formed film, and then to realize this vision. To do this, they oversee the artistic and technical elements of film production. This entails organizing the film crew in such a way to achieve their vision of the film and communicating with the actors. This requires skills of group leadership, as well as the ability to maintain a singular focus even in the stressful, fast-paced environment of a film set. Moreover, it is necessary to have an artistic eye to frame shots and to give precise feedback to the cast and crew, thus, excellent communication skills are a must.

Why Working as a Director in Films is Important:

DFA welcomes you to explore the realm of filmmaking through our comprehensive one-year diploma program. In this brochure, we will delve into the profound importance of working as a Director in films and why it stands as a cornerstone for a thriving career in the industry.

Creative Visionaries: Directors are the visionary leaders behind the scenes, shaping the artistic direction of a film, and bringing stories to life.

Storytelling Pioneers: They possess the unique ability to transform a script into a captivating narrative, making every scene meaningful and memorable.

Collaborative Leadership: Directors guide actors and crew, fostering a collaborative environment where each member contributes their expertise to achieve the director's vision.

Decision-Making Authority: Directors make critical decisions in real-time, from shot composition to pacing, ensuring the film's cohesiveness and impact.

Influence on Aesthetics: They play a pivotal role in crafting the film's visual and auditory elements, determining its style, mood, and emotional resonance.



At DFA, we recognize the pivotal role of Directors in filmmaking.
Our one-year diploma program is designed to equip you with the knowledge and practical skills essential for this demanding role

DFA - Where Creative Visions Take Center Stage

Theory and Practice: Our curriculum combines theory with hands-on practice, allowing you to hone your directorial skills through real film projects.

Experienced Faculty: Learn from industry experts with vast directorial experience, gaining invaluable insights and mentorship.

Storyboarding and Script Analysis: Dive deep into the art of storytelling through script analysis, storyboarding, and shot composition.

Cinematic Craftsmanship: Master the technical aspects of filmmaking, from camera operation to editing, ensuring you have a well-rounded skill set.

Why Cinematography is Important in Films?

Discover the Magic of Cinematography at **Delhi Film** Academy

In the world of filmmaking, the power of cinematography cannot be understated. At **Delhi Film** Academy, we understand that cinematography is much more than just capturing images; it's about weaving a visual narrative that speaks directly to the heart of the audience. Our dedicated program is designed to transform your vision into compelling visual stories.



Craft Your Unique Visual Style

Our curriculum dives deep into the art and science of cinematography. Learn to master the interplay of light and shadow, the dynamics of camera movement, and the subtleties of composition and color. We teach you how to create mood, tone, and emotion, turning each frame into a masterpiece.



BEYOND THE CAMERA LENS

Cinematography at **Delhi Film Academy** is not just technical expertise; it's an artistic journey. You will learn how to use the camera as a storyteller, making every shot contribute to the narrative arc.



HANDS-ON EXPERIENCE WITH INDUSTRY STANDARDS

Our state-of-the-art facilities provide access to industry-standard equipment and software, ensuring that you're not just ready for the industry but ahead of the curve.



MASTER ART AND TECHNIQUE

Delve into the artistry and technical skills of cinematography. Develop your unique visual style, understanding how camera dynamics enhance storytelling.



CREATE CINEMATIC MAGIC

Enhance your filmmaking skills with hands-on experience in cinematography. Join us and bring your vision to life!

Why Live Sound Recording in Films is Important?

The Essence of Live Sound

In the world of filmmaking, sound is often overshadowed by visuals, but it plays a pivotal role in shaping the viewer's experience. "Live Sound Recording" is the heart of cinematic audio, capturing authentic sounds on set that breathe life into every frame. From the rustling of leaves to the nuances of dialogue, live sound recording ensures that the audience is immersed in the world of the film, enhancing emotional impact, and preserving the authenticity of performances.



WHY IT MATTERS?

The significance of live sound recording cannot be overstated. It ensures dialogue clarity, minimizes post-production work, and infuses realism into the cinematic experience. Quality sound recording is not just about technical prowess; it's an art that enables filmmakers to convey emotions, build tension, and create memorable auditory landscapes.



AUTHENTICITY MATTERS:

Live sound recording captures the genuine sounds of the environment and actors' performances, creating a more authentic viewing experience.

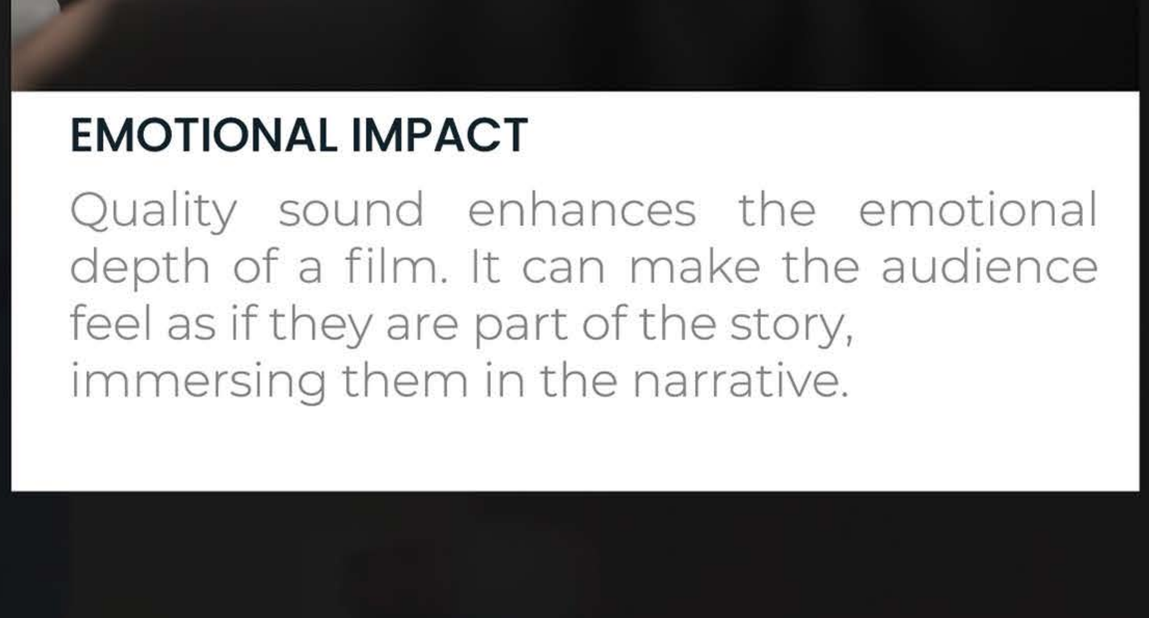

EMOTIONAL IMPACT

Quality sound enhances the emotional depth of a film. It can make the audience feel as if they are part of the story, immersing them in the narrative.



DIALOGUE CLARITY:

Live sound recording ensures that every word of dialogue is crisp and clear, eliminating the need for dubbing or additional dialogue recording.



AMBIENCE AND ATMOSPHERE:

Sound recording captures the ambiance and atmosphere of the location, adding depth and realism to the visuals.

Embark on a Cinematic Journey with DFA

Special focus on the art of lighting at Delhi Film Academy

From the very basics to advanced techniques, our comprehensive curriculum equips you with the skills to excel in various genres, including ad-films, product films, music videos, web series, and short films. Gain practical experience through immersive workshops and real-world projects. Explore lighting for various genres, allowing you to adapt your skills to any creative challenge. Master the art of lighting for VFX, a crucial skill in today's filmmaking industry.



Hands-On Learning:

Get practical experience in real-world scenarios, working on actual projects under the guidance of industry experts. Start from the basics and build a solid understanding of cinematography and lighting techniques.



BEYOND THE CAMERA LENS

Cinematography at **Delhi Film Academy** is not just technical expertise; it's an artistic journey. You will learn how to use the camera as a storyteller, making every shot contribute to the narrative arc.



MASTERING THE FUNDAMENTALS:

Start your journey with a strong foundation in filmmaking, understanding the importance of lighting as a storytelling tool.



GENRE VERSATILITY:

Explore various genres to hone your skills, from creating the perfect ambiance for a romantic scene to crafting intense suspense in a thriller.



ADVANCED LIGHTING TECHNIQUES:

Dive deep into complex lighting setups, including those tailored for VFX, ensuring you're ready for the most demanding projects.

RECCE

Explore the World of Filmmaking & Photography with Delhi Film Academy

Introduction:

Are you passionate about capturing life's moments and telling compelling stories through the lens? Embark on an exciting journey into the world of filmmaking and photography with the one-year diploma program at **Delhi Film Academy**. Our comprehensive course equips you with the knowledge and skills needed to excel in these dynamic fields. In this brochure, we'll delve into the intriguing world of "Recce" in filmmaking and how it plays a crucial role in the filmmaking process.





Introduction to Filmmaking & Photography Diploma: Discover the exciting world of visual storytelling with **Delhi Film Academy's** comprehensive 1-year diploma program.

The Significance of Recce: Learn why "Recce" or location scouting is an integral part of filmmaking.

Creative Exploration: Unleash your creativity by discovering unique and captivating filming locations during Recce.

Enhancing Storytelling: Understand how the right location can add depth and meaning to your narrative, becoming a character in itself.

Problem-Solving Approach: Discover how Recce helps identify and address potential challenges in advance, ensuring a smoother production process.

Cost-Efficiency: Optimize your budget and resources by carefully selecting suitable locations through Recce.

Efficient Production: Minimize unexpected surprises and delays by proactively planning your Recce, allowing for more creative focus during production.

DFA's Recce Expertise: Get a glimpse of what to expect from our one-year diploma program, including hands-on experience and industry insights.



Art Direction in Filmmaking at **Delhi Film Academy** is your gateway to the world of visual storytelling. Learn to shape cinematic landscapes, create immersive environments, and bring stories to life.Join our Diploma program at **Delhi Film Academy**. Craft cinematic worlds, master design principles, and launch a creative career in the film industry. Your vision, our guidance.

ART-DIRECTION

SCRIPT WRITING

Script writing is the process of creating a written work that tells a story through dialogue, action, and description, with the intention of being produced as a film or television show.

Whether you are shooting a film, television show, or web series, the script is the backbone of any production. Without a shooting script, actors, directors, and producers are unable to set up the necessary elements to bring a production to life.

However, to complete a screenplay, one must understand the structure, character, plot elements, and the proper format-facets of screenwriting that are learned, not intuited.

EQUIPMENT HANDLING

Mastering Equipment Handling: A Vital Skill in Filmmaking

Camera Proficiency: Learn to handle a variety of cameras, from DSLRs to high-end cinema cameras, enabling you to capture the perfect shot.

Lenses and Focal Lengths: Understand the nuances of different lenses and focal lengths, empowering you to make informed creative choices.

Tripods and Stabilization: Achieve steady shots with expert knowledge of tripods, gimbals, and other stabilization equipment.

Lighting Gear: Discover the art of setting up and operating lighting equipment to create the desired mood and atmosphere.

Sound Equipment: Gain expertise in using microphones, recorders, and sound mixers to capture pristine audio for your films.

Grip Equipment: Master the essential grip gear for precise control over camera movements and placements.

At **Delhi Film Academy**, we empower you with the technical skills and knowledge needed to handle filmmaking equipment like a pro, enabling you to bring your cinematic visions to life with confidence and expertise.

EQUIPMENT MASTERY

Learn the ins and outs of various camera systems, including DSLRs, mirrorless, and cinema cameras, to capture your vision with precision.

ENROLL NOW

At DFA's, we equip you with the skills to handle filmmaking equipment with confidence, ensuring your ability to bring your creative vision to life on the big screen.

EQUIPMENT HANDLING


RED PRO
5.0
RED PRO
DRAGON 6K
RED DIGITAL CINEMA
SHOT ON DRAGON®


STUDIO
EQUIPMENT
DFA
DELHI FILM ACADEMY


amaran
200x


LOW BATT
ON



WHY PRODUCT VIDEOS ARE IMPORTANT?

Product videos are crucial marketing tools. They visually showcase products, boost understanding, and increase conversion rates. Their shareability on social media and mobile-friendliness extend their reach, while analytics offer insights. These videos are essential for brand visibility, trust-building, and driving sales in a competitive landscape. This is why **Delhi Film Academy** offers the topic in your one-year diploma course so you can capture the huge market for product video films.



VISUAL APPEAL :

Videos are inherently more engaging and visually appealing than text or static images. They allow you to showcase your product in action, highlighting its features Vand benefits.



DEMONSTRATION:

Product videos provide an opportunity to demonstrate how your product works, giving potential customers a clear understanding of its functionality. This can be especially useful for complex or innovative products



STORYTELLING:

Videos allow you to tell a compelling story about your product, its origins, and its value proposition. This can help create an emotional connection with your audience.



SOCIAL MEDIA ENGAGEMENT:

Video content is highly shareable on social media platforms. By creating engaging product videos, you can tap into social media's viral potential and reach a wider audience.



GLOBAL REACH:

Product videos can be shared and understood by people from different cultural backgrounds and languages, making them effective for reaching a global audience.

PRODUCT AD-FILMS

Studio Product Ad-Films

Specialized Program: Focus on creating studio product ad-films.
Creative Skills: Learn conceptualization and storyboard techniques.
Technical Expertise: Master camera work and lighting in a studio setting.
Industry Insights: Gain knowledge from experienced ad-film professionals.
Hands-On Experience: Practical training in state-of-the-art studios.
Storytelling Techniques: Craft compelling narratives for products.
Comprehensive Curriculum: Cover scriptwriting, directing, and editing.
Commercial Understanding: Align films with brand strategies.
Career Ready: Strong placement support post-completion.
Creative Journey: Transform your vision into a professional reality.

DOCUMENTARY FILMMAKING

Unveiling the World Through Documentary Filmmaking

At **Delhi Film Academy**, we understand that documentary filmmaking is more than just a craft; it's a journey into the heart of storytelling. It's an exploration of the real world, capturing non-fiction narratives that inform, educate, and inspire. Our 1-year diploma in Filmmaking & Photography is tailored to guide you through this captivating genre.

The Craft of True Storytelling

Documentary filmmaking is a meticulous blend of art and research. It involves an extensive process of gathering facts, conducting interviews, and piecing together a narrative that speaks truth to power. Our program focuses on teaching you how to use various filmmaking techniques—such as voiceovers, archival footage, reenactments, animations, and interviews—to craft a documentary that resonates with audiences and stands the test of time.

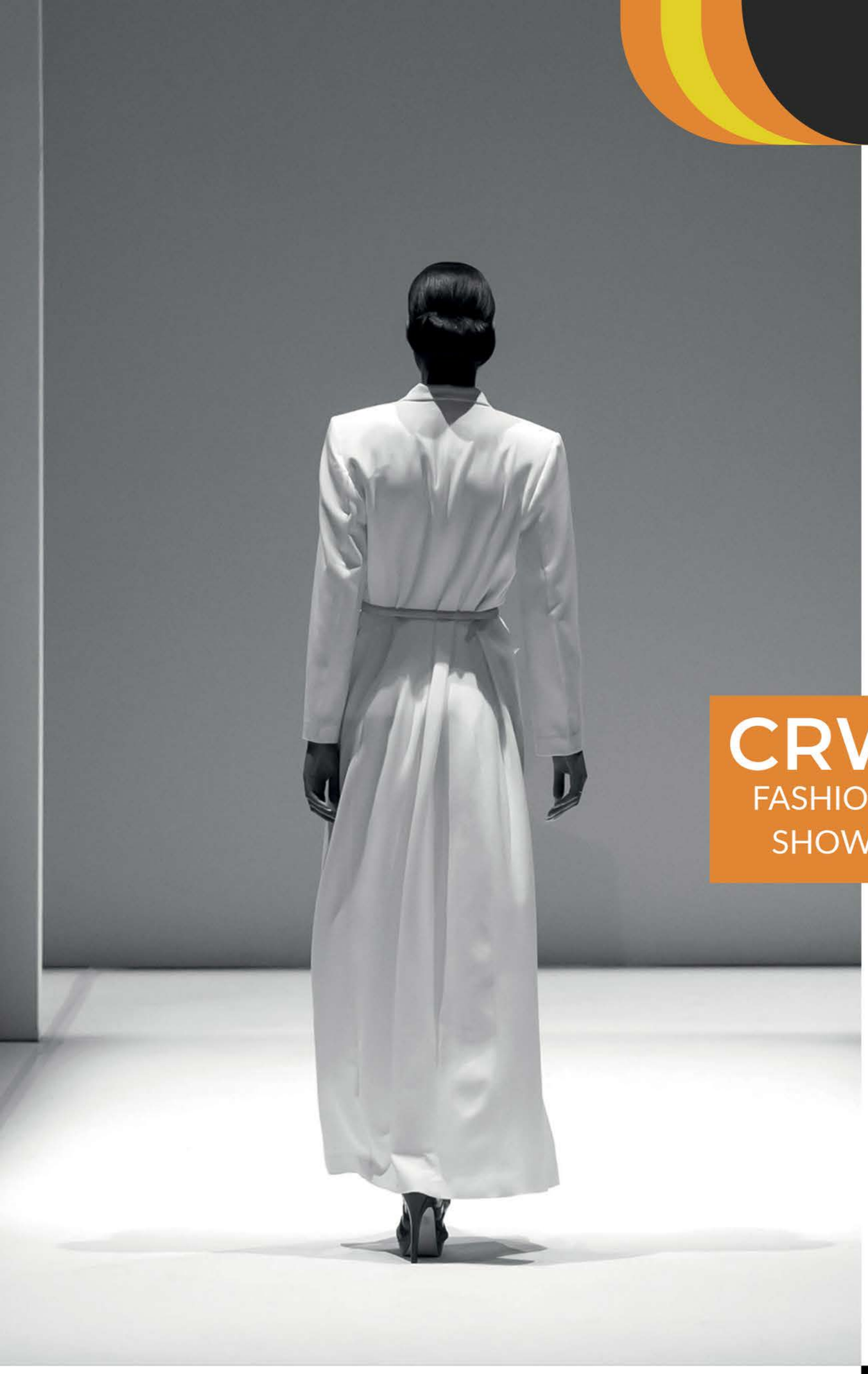

Specialization in Fashion Cinematography

Fashion-Focused Curriculum: Tailored education in fashion cinematography.
Live Event Exposure: Direct involvement in major fashion events like Miss India, India Runway Fashion Week, and Couture Fashion Week.
Real-World Experience: Students get hands-on experience in filming at prestigious fashion shows.

CRW FASHION SHOW

At Delhi Film Academy, our one-year Diploma in Filmmaking &Photography goes beyond the classroom to offer you an unparalleled opportunity – we sponsor Fashion Shows exclusively for our students!

Industry Engagement: Opportunities to interact with fashion industry professionals.
Skill Enhancement: Develop specialized skills in capturing the essence of fashion on camera.
Creative Techniques: Learn artistic approaches to fashion storytelling and visual presentation.

Join Our Diploma Program and Shine in the Spotlight

ENROLL NOW

Advanced Equipment Training: Use professional-grade cameras and gear for high-fashion shoots.
Networking Opportunities: Build connections with designers, models, and event organizers.
Portfolio Development: Compile a professional portfolio with footage from sponsored events.
Career Advancement: Placement support in fashion filmography and related fields.



DFA's Cinematography Diploma sponsors fashion shows for practical experience.


COUTURE
RUNWAY
Powered By
Season 3
Fashion Meraki
Presents
Mrs. India Asia 2023
DFA
DELHI FILM ACADEMY

PARTECIPATE IN FILM FESTIVAL

MAKE FILMS FOR INTERNATIONAL FILM FESTIVAL BECOME A FILMMAKER BY JOINING

DELHI FILM ACADEMY

CHOICE OF 8EENTH

A film crew is crucial in filmmaking for several reasons:

1. **Specialization:** Crew members have specific roles (e.g., director, cinematographer, sound engineer) and expertise, ensuring that each aspect of the film production is handled professionally.

2. **Collaboration:** Filmmaking is a collaborative process where different talents and skills come together to create a cohesive and compelling story.

3. **Efficiency:** A well-organized crew streamlines production, making it possible to shoot scenes efficiently and within budget.

4. **Quality:** Crew members contribute to the technical and artistic aspects of the film, enhancing its overall quality.

5. **Safety:** Crew members ensure the safety of the cast and the equipment during shoots.

6. **Creativity:** Crew members bring unique ideas and perspectives to the project, enriching the creative process.

7. **Logistics:** The crew manages logistics, equipment, scheduling, and other essential behind-the-scenes tasks.



In short, a film crew is essential for bringing a film from concept to reality, ensuring it meets artistic and technical standards while efficiently managing the complexities of filmmaking.

WHY GIMBAL IS IMPORTANT?

A camera gimbal is a vital tool in filmmaking, offering three-axis stabilization (pan, tilt, roll) to eliminate shaky footage. These portable devices cater to various cameras, from DSLRs to cinema rigs, ensuring smooth, professional shots, even in dynamic settings. Remote control, battery life, and calibration are key considerations when choosing a gimbal.

For steady and fluid images, a camera gimbal is necessary in filmmaking and cinematography. It is a tool to steady a camera and eliminate jerky or shaky movements, giving the movie a polished appearance. A few essential features of camera gimbals in filmmaking.



Film Education for the Indian Navy

We are the ONLY film school in India officially entrusted to provide film education to the esteemed Indian Navy Officers. This partnership reflects the trust and recognition we have earned.



India's Exclusive Film School for Indian Navy Officers

INDUSTRY-EXPERIENCED FACULTY:

Our dedicated faculty members, who have a wealth of experience in the film and entertainment industry, will guide you through every aspect of filmmaking.



“HAPPY TO SERVE THE INDIAN NAVY”

STATE-OF-THE-ART FACILITIES:

Our cutting-edge facilities and equipment ensure that you receive hands-on training, preparing you for the dynamic world of cinema.



Delhi Film Academy aims to bridge the gap between education and industry experience. Their commitment to providing practical, hands-on learning opportunities sets them apart.

A noteworthy achievement is its distinction as the pioneering film school in India to create a web series for film students. This initiative showcases their dedication to staying at the forefront of emerging trends in film and entertainment. By offering such immersive experiences, **Delhi Film Academy** equips aspiring filmmakers with the skills and knowledge needed to thrive in an ever-evolving industry.

OTT - OVER-THE-TOP

Delhi Film Academy is the only film school in India which provides an OTT web series in 1 Year diploma program. This is a unique initiative started by Mr Abdur Rehman.

This implies you will have a DFA-produced commercial web series in your portfolio efore receiving your diploma.

NETFLIX

ZEE5

ALT BALAJI

Disney+ hotstar

MXPLAYER

prime video



The faculty at **Delhi Film** Academy assigns the task of creating a web series for the over-the-top platform once students have finished all short film assignments, covered every event (through DFA exclusively), and participated in every film event.

The students must first learn the fundamentals of filmmaking, after which they have to make short films and participate in web series.
Once they have finished and gained experience from faculty and seniors, they will be prepared to create their own web series with their group.

Process of Film Production

The essential phases in film production that we follow at **Delhi Film Academy** include ideation, screenplay development, budgeting, casting, filming, editing, and post-production. Our procedure guarantees a thorough and expert filmmaking experience.



SCRIPTING

The first stage in starting a film is drafting the script, which includes all the decisions that determine the film's budget, genre, and runtime.



RECCE

Film recce, short for reconnaissance, is a crucial step in pre-production. It involves scouting locations to assess suitability for scenes, considering logistics, and ensuring the creative vision aligns with practicality.



FILM DIRECTION

Film direction is the artistic and managerial process of translating a script into a visual and auditory masterpiece. The director guides actors, crew, and elements to bring a cohesive vision to the screen.



SOUND RECORDING

Capture on-set sounds with precision using boom and lavalier mics for authentic, high-quality audio in film production.



LIGHTING FOR FILM

Lighting in films is an artful technique, shaping mood and enhancing visuals.
Cinematographers use various lights to create atmosphere, highlight subjects, and convey emotions, ensuring a captivating cinematic experience.



CINEMATOGRAPHY

Cinematography is the visual story-telling art in filmmaking. It involves camera work, composition, lighting, and movement to convey emotions and enhance the narrative.



POST PRODUCTION – EDITING

Editing is crucial for filmmakers as it transforms raw footage into a cohesive, compelling narrative. It shapes pacing, enhances storytelling, and refines the visual and emotional impact of a film. Effective editing ensures a seamless flow, engages the audience, and brings the director's vision to life. It is a powerful tool for crafting the final cinematic experience.

DFA
DELHI FILM ACADEMY

In the contemporary era, video editing is crucial for various reasons. Firstly, the digital age has democratized filmmaking, making it more accessible to individuals and smaller productions. Video editing allows for the refinement and enhancement of content, enabling creators to compete in a visually saturated digital landscape.

Moreover, with the rise of social media and online platforms, attention spans are shorter, and engaging content is essential. Video editing plays a pivotal role in capturing and retaining viewer attention through dynamic visuals, effective storytelling, and concise pacing.

Additionally, the demand for diverse content across multiple channels necessitates versatile editing skills. Whether creating short-form content for social media, longer narratives for streaming services, or immersive experiences for virtual reality, video editing is the cornerstone for delivering polished and impactful stories.

Master the Art of Video Editing with Adobe Premiere Pro

Look no further than our specialized course, where we dive deep into Adobe Premiere Pro—the industry-standard software for professional video editing.

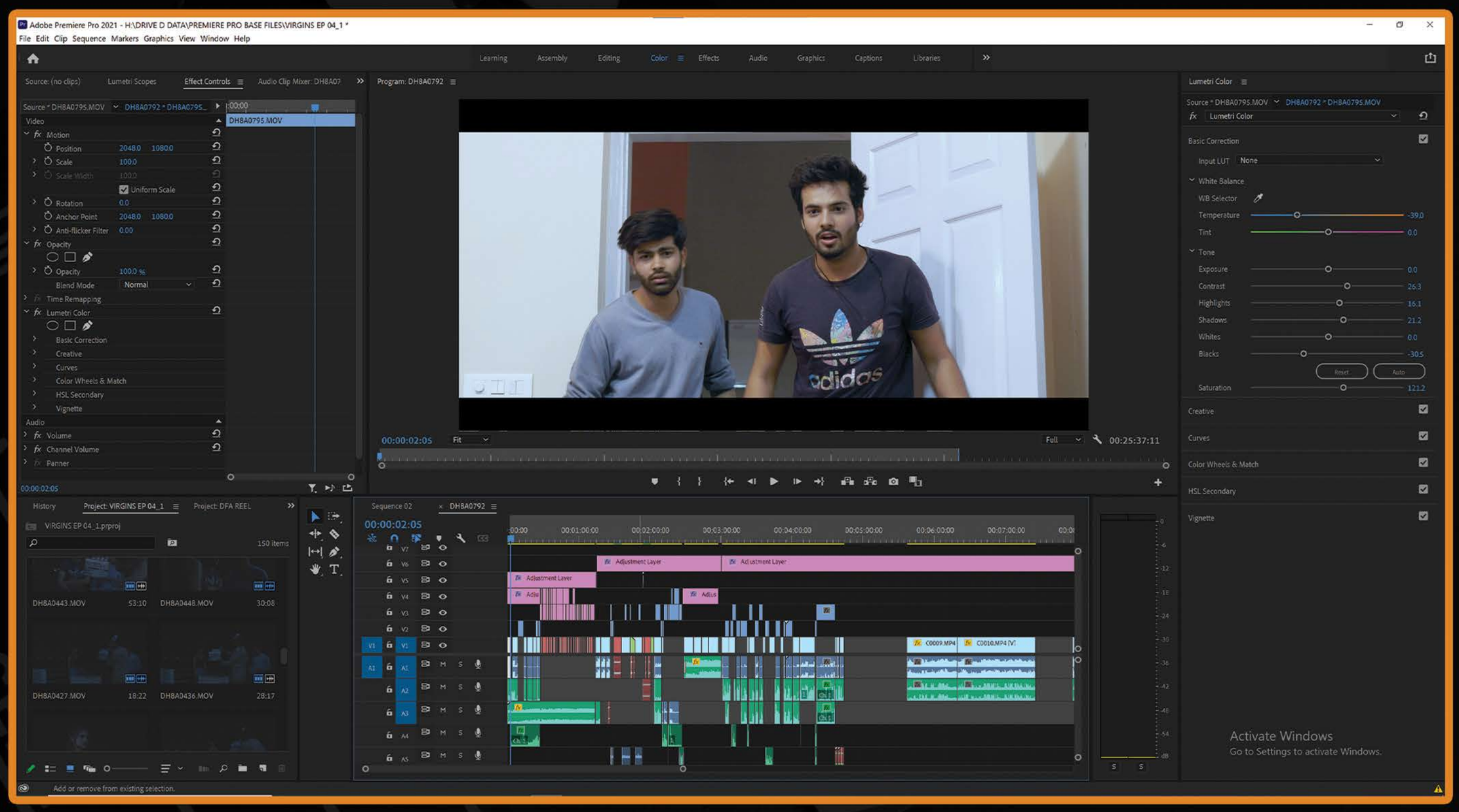

Unlock Your Creative Potential with a 1-Year Diploma in Filmmaking at **Delhi Film Academy**

Are you passionate about filmmaking and dream of bringing your cinematic visions to life? Look no further! **Delhi Film Academy** is proud to offer an intensive 1-year diploma program in Filmmaking that covers every aspect of the art and craft of filmmaking, with a special focus on Adobe Premiere Pro editing.

Experienced Instructors: Learn from industry professionals with extensive experience in video editing and Premiere Pro.

Hands-On Practice: Dive into real-world editing projects and practice your skills in a supportive learning environment.

Small Class Sizes: Benefit from personalized attention and constructive feedback in our small, interactive classes.

Access to Cutting-Edge Software: Work in our state-of-the-art editing suites equipped with the latest versions of Premiere Pro.

Adobe Premiere Pro

Adobe Premiere Pro is the go-to choice for filmmakers, video editors, and content creators worldwide. Here's why it's essential for you:



Professional-Grade Editing: Premiere Pro offers a wide range of powerful editing tools, from basic cuts to advanced color correction and special effects, giving your videos a polished and professional look.

Seamless Integration: It seamlessly integrates with other Adobe Creative Cloud applications, such as Photoshop and After Effects, allowing for a smooth and efficient workflow.

Broad Compatibility: Whether you're editing footage from DSLRs, smartphones, or high-end cinema cameras, Premiere Pro supports a wide range of file formats, making it versatile for any project.

Time-Saving Features: Premiere Pro's time-saving features, like the Lumetri Color panel and Dynamic Link, allow you to work efficiently and meet tight deadlines.

Become a Visual Effects Maestro with Adobe After Effects





Create compositions in After Effects and use Dynamic Link to eliminate intermediate rendering in Adobe Premiere Pro. Are you ready to explore the exciting world of visual effects and motion graphics? Look no further than **Delhi Film** Academy's comprehensive 1-year diploma program, where you'll immerse yourself in the power and creativity of Adobe After Effects.

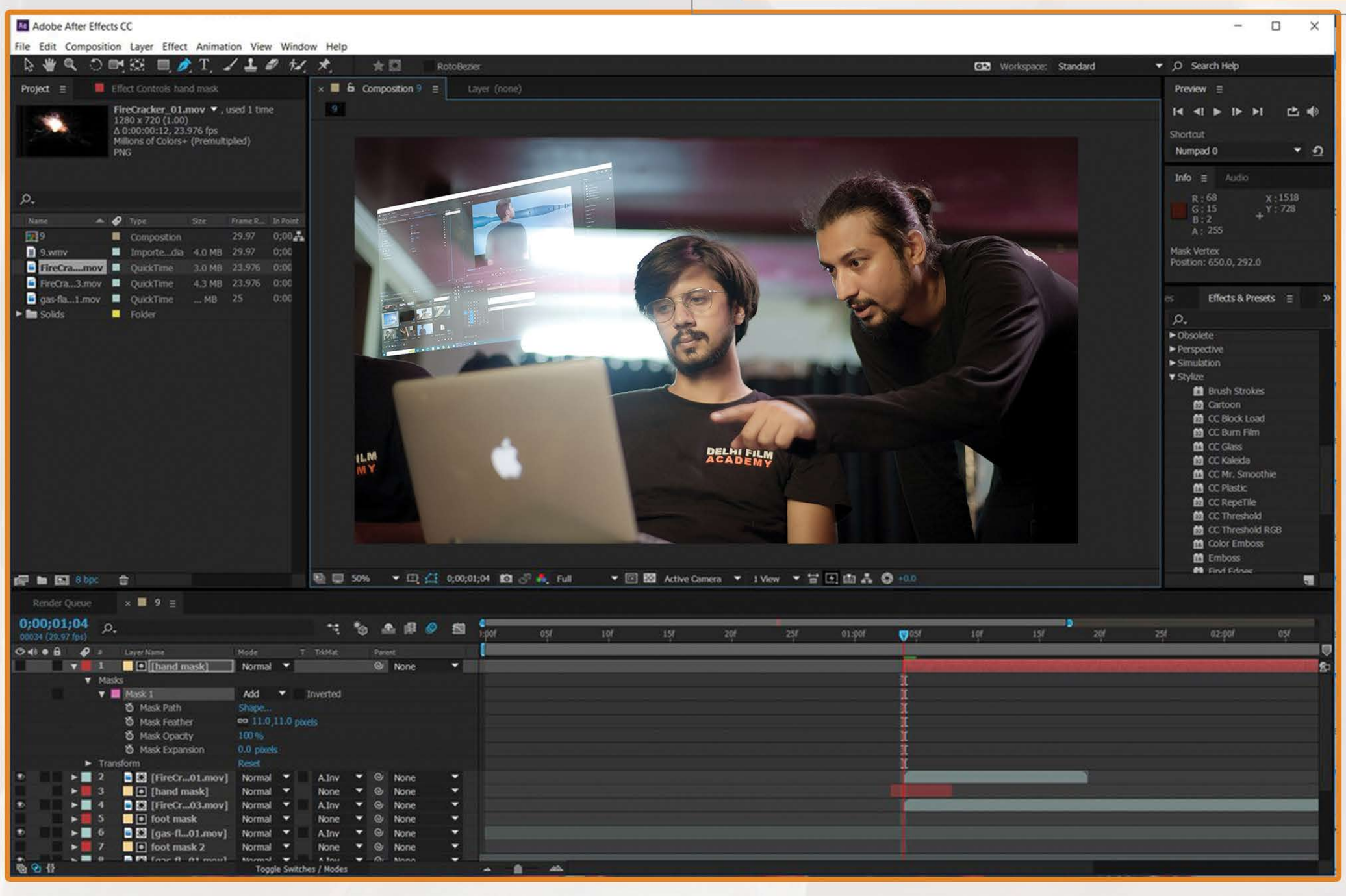

VFX

What You'll Learn

In our Adobe After Effects-focused diploma program, you will acquire in-depth knowledge and practical skills, including:

Introduction to After Effects: Familiarize yourself with the interface, tools, and essential techniques of Adobe After Effects.

Motion Graphics and Animation: Dive into the world of animation, keyframing, and creating dynamic motion graphics.

Visual Effects: Master the art of compositing, green screen keying, and special effects to transform your videos.

Text and Typography Animation: Create eye-catching titles, kinetic typography, and animated infographics for your projects.

Advanced Techniques: Explore advanced techniques such as 3D animation, particle systems, and character animation.

Expressive Storytelling: Learn how to use visual effects to enhance your storytelling and engage your audience emotionally.

THERE'S NOTHING YOU CAN'T CREATE WITH AFTER EFFECTS.

Ae

Create cinematic movie titles, intros, and transitions. Remove an object from a clip. Start a fire or make it rain. Animate a logo or character. Even navigate and design in a 3D space. With After Effects, the industry-standard motion graphics and visual effects software, you can take any idea and make it move. Set anything in motion with keyframes or expressions.


BHAIYA CAFE
BHAIYA CAFE


DELHI FILM
ACADEMY




RED PRO
5.0
DELHI FILM
ACADEMY

Make your Web-Series

We are proud to say that "***We are the first film school to produce a web series for film students.***"

We'll train students to make a web series in the last two months of the semester. So by the time they will graduate from DFA, they can go anywhere & show their work from OTT platforms, this means students don't have to struggle after their One Year Diploma.

In One-Year you will graduate with:

A diploma in Film Making & Photography

A compilation of your work for your demo reel

A web series made by you.

Attain industry connections that will help guide your career.

Students explore the possibilities of storytelling, giving you both the narrative craft and visual techniques necessary to bring a story to life on the screen. Expand your range of filmmaking techniques while you learn to work on larger sets and co-create with outside writers.

Combine cutting edge techniques, like visual effects, with ingenuity to solve production challenges.

Dedicate your time and energy to final projects and high-quality web series films that will form the basis of your professional reel.
Complete the filming of all final projects, and focus on employment preparation and advanced electives.



Students explore the five key disciplines of filmmaking during the year.

Directing
Cinematography
Producing
Production Design
Post-Production
Editing



Partecipate in DFA CRICKET TOURNAMENT

The film school blends creativity with sportsmanship, nurturing future cricket stars.

Delhi Film Academy

offers a unique opportunity for its students to engage in a cricket tournament, allowing them to participate as players while honing their sports photography and videography skills. This exciting blend of filmmaking and sports fosters a dynamic learning environment where creativity and athleticism go hand in hand, preparing future filmmakers for diverse and thrilling projects.

Diploma in Photography

The **Delhi Film Academy (DFA)** Photography programs provide a passionate focus on not only the practical elements of photography but also the technical and theoretical practices of the craft.

Note: This is a three months semester.

3rd Semester (3-Months)

History of fashion photography

Introduction to fashion photography

Photo exhibition

Studio lighting:

Loop lighting:

-Glamour/butterfly lighting

-Rembrandt lighting

-Split lighting

-Board vs Short lighting

-Hard vs Soft lighting

-Grey card exposure

-Light meter

Different Kind of looks

-Sports look

-Casual look

Corporate look

-Sensual look

Studio membership

Work with fashion designers

Adobe Photoshop/Lightroom

Different effects in editing

Photo processing

Medium format camera workshop

Post-production of product photography

Retouching product/food

TTL shooting

Conceptual product photography

Fashion workshops

Light modifiers: Softbox, strip box, standard

-reflectors, barn door, snoot, beauty dish,

-color gels, giant umbrella, parabolic diffuser,

-reflectors and light cutters.

Understanding Make-up

Paid Internship

Live model shoot

Ethnic look

Event photography

Lighting for E-commerce product

Types of angles

E-commerce guideline

Shooting metals

Shooting glass

Introduction of propping

Food Photography

Food styling

Shooting multiple images

Creating composition

Shooting jewellery

Commercial Photography

Light modifiers: reflectors, soft boxes,

-umbrellas, etc.

Studio lighting

Bounce off flash

Creative studio lightstt

Fundamental of Photography

It will introduce students to the technical and artistic aspects of digital photography, how digital cameras work, how to take good pictures using them, using light and shadow techniques creatively and how to enhance these pictures in the digital darkroom.

Understanding Your Camera

Students will learn the working of the digital camera, equipment and how to make the most of their cameras through practical studio & location shoots demonstrations. In this module, students will learn about camera controls, ISO, metering, exposure, choosing the right lens and the basics of flash photography. They will also understand how and when to use optional accessories like filters and tripods. The module will help students to explore the concepts of depth of field, color theory, composition, white balance functions and gradually attain proficiency in shooting with their digital SLR cameras and standart lenses for still imaging through individual shooting assignments mentored by faculty.

THE EXPOSURE TRIANGLE

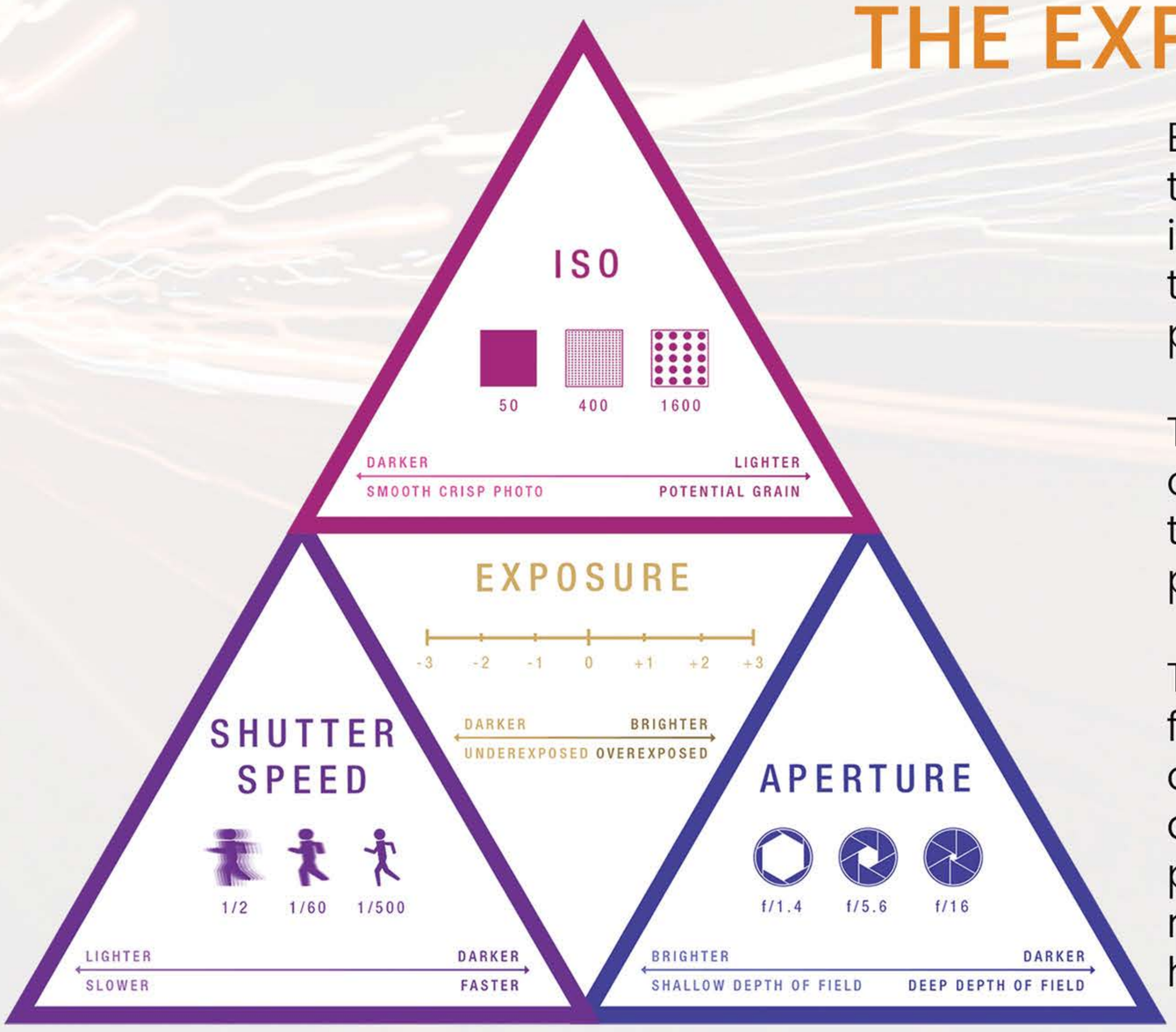

THE EXPOSURE TRIANGLE

Exposure triangle is a combination of three different elements in the camera i.e. the shutter, aperture, and ISO. All of these elements have a different purpose to serve.

The photographer may choose the combination of these in different ways to achieve whatever is required for the photograph.

These elements control different functions and are related to each other in some or other ways. Therefore, depending on what is desired in a photograph one can achieve great results using the exposure triangle to his benefit.

DEPTH OF FIELD

For many cameras, depth of field is the distance between the nearest and the furthest objects that are in acceptably sharp focus in an image. The depth of field can be calculated based on focal length, distance to subject, the acceptable circle of confusion size, and aperture. The depth of field in a photograph could be divided into two categories: shallow and large. Shallow being blurred out other than the point of focus and large being the maximum area of an entire photograph in focus.



SHUTTER SPEED

In photography, shutter speed or exposure time is the length of time when the film or digital sensor inside the camera is exposed to light, also when a camera's shutter is open when taking a photograph. The amount of light that reaches the film or image sensor is proportional to the exposure time.

The shutter speed of a camera is denoted in fractions of 1 second and the shutter can be kept open for 30 sec or even more in the bulb mode. A fast shutter speed enables to freeze things in motion and slower shutter speed helps to show motion in a photograph.

Outdoor Shoot

Outdoor shoot presents photographers with a variety of challenges and opportunities. The light throughout the day varies considerably and can have a huge impact on the pictures you take.

Although the light varies throughout the year, and at different locations around the world, we sometimes can't be as choosy on these but time of day is something we can select.

Silhouette Photography

Silhouettes are a wonderful way to convey drama, mystery, emotion, and mood to the viewers of your photos and often stand out in an album because of the combination of their simplicity but also the story that they convey.

Fire Photography

Fire photography is an exciting genre that can help you take powerful photos of the fire. In addition to photographing the beauty of fire, you can use something as simple as a candle flame. This will light up your subject, create atmospheric photos, or add a pop of colour to a simple image.

This, when taken to a little advanced level, is shot in the studio using flashlights and strobes. The overall formation and beauty of fire is absolutely stunning when shot in a controlled environment.

Levitation photography

Levitation photography is a technique where the subject appears to be levitating or even more. This is a technique which involves shooting multiple shooting and photo processing to achieve the final result.

One can be highly creative while creating such images and simply add a dynamic edge to their collection of photographs.



PHOTOJOURNALISM

Photojournalism is a particular form of journalism that employs images to tell a news story. Photojournalists often travel to take pictures for news articles and magazines that either tell stories or provide visual images that accompany an article. In addition to taking photos, some photojournalists are also responsible for editing and developing the pictures and preparing them for publication.

LONG EXPOSURE

Long exposure is a technique used to shoot the movement of light from any point to the desired. Long exposure photography is used to shoot traffic trails, create interesting shots using composite as a technique, shoot star trails, etc.
When shooting for longer exposure duration in the camera it is needed to have a few additional gears for achieving perfect results.
For example, a tripod, a shutter release cable or wireless remote control, external flash for specific situations, etc. Settings for such pictures are also different for every other photograph that one makes.
As confusing and tricky as it gets, it's always fun to explore creative ways to use your camera.

LIGHT PAINTING

Light Painting is a technique that is used for creating really interesting patterns from different light sources.
Ranging from something as simple as a torch or something as complicated as a light shaping tube. It's fun and is also used in a lot of creative photographic processes.
Different types of photographers use these techniques for different purposes such as pre-weddings, Fashion, Portraitures, Products, etc. It requires a lot of practice and experimentations but the results are worth the wait.

SMOKE PHOTOGRAPHY

The whole idea of shooting pictures of smoke is to understand in what lighting conditions is the smoke is shot. Silhouettes are a wonderful way to convey drama, mystery, emotion, and mood to the viewers of your photos and often stand out in an album because of the combination of their simplicity but also the story that they convey. Smoke photography is used in a variety of genres of photography. For example; Food, Automotive, Product, Industry, etc.
There are a few things to keep in mind while shooting photographs that include smoke as an element of contrast or as the key subject.
The lighting is dicey and the overall formation varies from different kinds of photography.



PANORAMA PHOTOGRAPHY

Panorama is a technique wherein multiple shots are taken for a scene and then are stitched later on using a photo processing software. This technique allows the photographer to be able to capture more and beyond what the camera can offer in a single click. One can be highly creative with these kinds of photographs.

This isn't where it stops. there are multiple ways to capture such kinds of photographs and there is more to it than just a wide field of view, one can create an extremely shallow depth of field and still have a really wide frame too and so much more.

Understanding Make-Up

We often hear how much makeup can impact the final result of a photoshoot. It can either make or break a picture depending on its quality. A great makeup artist can save you tons of time in post-processing while a bad one will add many hours to your job. However, working with a great makeup artist doesn't necessarily mean you will get what you need. If you cannot communicate properly, his work might not suit you, and neither will the resulting pictures. Educating yourself on some of the makeup basics can save you from this kind of situation.



STREET PHOTOGRAPHY

URBAN

CANDID

CITYSCAPE

DOCUMENTARY











Street photography is indeed a fascinating and dynamic form of photography that allows photographers to capture candid moments and stories from everyday life. Your statement highlights some key aspects of street photography:







Stories Everywhere: Street photography is unique in that it allows photographers to find interesting stories and moments in the most ordinary of places. The streets are teeming with life, and a skilled photographer can find narratives in the hustle and bustle of urban life.

Patience: Street photography often requires patience because you're waiting for the right moment to capture a compelling image. It might involve waiting for interesting people, lighting conditions, or a particular interaction to occur.

Interaction with Strangers: To capture genuine moments, street photographers sometimes need to interact with strangers. This can involve asking for permission to take someone's portrait or engaging in a brief conversation to create a connection before taking the shot.

Composition: Street photography provides an excellent opportunity to learn and practice the rules of composition, such as framing, leading lines, and the rule of thirds. These principles can help create visually engaging and impactful images.

Field Experience: Taking photography to the streets offers hands-on experience that goes beyond classroom or studio settings. It allows students to adapt to real-world conditions, which can be unpredictable and challenging.

Adaptation: Street photography often involves thinking on your feet and adapting quickly to changing situations. The photographer must be ready to capture unexpected moments as they unfold, making it a great exercise in spontaneity and creativity.

Including street photography in a diploma program is a valuable addition as it provides students with practical skills, creative challenges, and an opportunity to develop their personal style as photographers. It encourages them to see the world in a different light and become more attuned to the stories and beauty that can be found in the everyday scenes around them.

TRAVEL
PHOTOGRAPHY



TRAVEL

PHOTO GRAPHY

Documentation
of an Area:
Landscape:
People and Cultures:
History and Monuments:
Emotional Expression:
Geographical Limitations:
Diverse Subject Matter:
Hostile Conditions:
Unique Moments:
Light and Landscapes:

PHOTOGRAPHY

TRAVEL PHOTOGRAPHY

Travel photography is a multifaceted genre that goes beyond simply capturing images of a location.
It involves documenting the essence of a place, its people, and its culture. Here's an expanded explanation of the points you've mentioned:

Documentation of an Area: Travel photography serves as a visual record of a particular geographical area, showcasing its unique characteristics, such as landscapes, architecture, and natural beauty.

Landscape: It involves photographing the natural scenery of a region, including mountains, forests, rivers, and other geographical features that contribute to the area's visual appeal.

People and Cultures: Travel photographers often focus on capturing the people, their traditions, customs, and daily lives, providing a glimpse into the local culture and lifestyle.

History and Monuments: Historical landmarks, monuments, and architectural wonders are common subjects in travel photography, highlighting the historical significance and artistic beauty of a place.

Emotional Expression: A well-executed travel photo not only portrays the physical attributes of a location but also conveys the emotions and atmosphere of that specific time and place.

Geographical Limitations: Travel photography transcends geographical boundaries. It allows photographers to capture the essence of a location without being restricted to a specific region.

Diverse Subject Matter: Travel photographers must be versatile and adaptable, as they encounter various shooting conditions. This includes low light photography indoors, working with available ambient light for exterior shots, and navigating challenging situations on the streets.

Hostile Conditions: In some cases, travel photographers may find themselves in challenging or even hostile environments. Their ability to adapt to these conditions while still capturing compelling images is a testament to their skills.

Unique Moments: Travel photographers often aim to capture fleeting moments or scenes that may not recur, preserving the magic of a specific place and time.

Light and Landscapes: The play of light in different settings, such as landscapes, is a crucial aspect of travel photography. It can dramatically affect the mood and quality of the images.

In essence, travel photography is a blend of artistic expression, storytelling, and technical expertise. It allows viewers to embark on a visual journey, experiencing the world through the photographer's lens and gaining insight into the beauty, diversity, and complexity of our planet.

Explore the World of Interior & Architecture Photography

INTERIOR ARCHITECTURE

PHOTO GRAPHY

Unveil Aesthetic Beauty:
Master the Art of Composition Create Stunning Interiors:
Technical Proficiency:
Real-World Experience:
Post-Production Expertise:
Career Opportunities:

PHOTOGRAPHY

INTERIOR ARCHITECTURE PHOTOGRAPHY

Are you passionate about capturing the beauty of buildings, spaces, and design? Do you dream of bringing architectural marvels and interior wonders to life through the lens? Look no further than the **Delhi Film Academy's** 1-Year Diploma in Filmmaking & Photography, where we offer a comprehensive module dedicated to the art and craft of Interior & Architecture Photography.

Architecture is an integral part of our daily lives, and capturing it in all its grandeur and intricacy is an art form in itself. Our specialized program will equip you with the skills and knowledge needed to excel in this captivating field:

1. **Unveil Aesthetic** Beauty: Learn how to reveal the hidden aesthetic beauty in architectural structures, whether it's the sleek lines of modern skyscrapers or the timeless charm of historic landmarks.

2. **Master the Art of Composition:** Explore the nuances of composition, angles, and lighting to create compelling images that emphasize the architectural elements.

Why Interior & Architecture Photography?

3. **Create Stunning Interiors:** Dive into the world of interior photography, where you'll discover how to capture the essence of interior spaces, from cozy homes to luxurious hotels and chic cafes.

4. **Technical Proficiency:** Gain proficiency in specialized equipment and techniques such as tilt-shift lenses, HDR photography, and lighting setups that are crucial for interior and architectural photography.

5. **Real-World Experience:** Put your skills into practice with hands-on projects, on-location shoots, and guidance from industry experts.

6. **Post-Production Expertise:** Learn the art of post-processing to enhance and refine your architectural and interior shots, making them truly remarkable.

7. **Career Opportunities:** With the demand for architectural and interior photographers on the rise, you'll be prepared to embark on a fulfilling career in this niche field.

Join the **Delhi Film** Academy and embark on a journey to capture the world of architecture and interiors like never before.

PRODUCT PHOTOGRAPHY

Master the Art of Product Photography

Elevate your visual storytelling with the **Delhi Film Academy's** 1-Year Diploma in Filmmaking & Photography, featuring a dedicated module on Product Photography.

Why Product Photography?

1. **Commercial Excellence:** Learn to capture products in their best light, enhancing their appeal for marketing and advertising.

2. **Lighting Mastery:** Explore advanced lighting techniques to showcase products with precision, bringing out textures, colors, and details.

3. **Composition & Styling**: Develop an eye for compelling compositions and product arrangements that make your shots stand out.

4. **Studio Expertise:** Gain hands-on experience in professional studios, utilizing industry standard equipment and setups.

5. **Post-Production Skills:** Enhance and retouch your product images using cutting-edge software for polished, market-ready results.

6. **In-Demand Career:** Product photography is essential in the world of e-commerce and advertising, offering numerous opportunities for a fulfilling career.

FOOD PhotoGRAPHY

Commercial Food Photography:
Editorial Food Photography:
Restaurant and Menu Photography:
Food Styling:
Natural Light Food Photography:
Product Photography:
Social Media and Food Blog Photography:
Fine Art Food Photography:
Culinary Photography:
Food and Travel Photography:



Food photography has indeed evolved over time and has become a specialized genre within photography. Just like other types of photography, food photography has its unique characteristics, requirements, and purposes.









SHOOTING BEVERAGE

Photographing beverages presents unique challenges due to diverse packaging and industry-specific demands. Alcoholic drinks often demand stylized, mood-focused shots, while consumable liquids like juice or milk require clarity and freshness. Each bottle's shape leads to distinct highlights and shadows along its curves, making precise lighting and composition critical. Capturing the essence of beverages, whether for marketing, advertising, or presentation, involves mastering these techniques to convey their distinct qualities and appeal to the target audience effectively. Expertise in lighting, angles, and attention to detail is crucial in achieving striking and enticing beverage photography.

SHOOTING METAL & GLASS

Capturing metal and glass products in photography requires meticulous attention. Metal's reflective nature calls for soft, controlled lighting techniques to manage glare and highlight intricate details. Glass products, highly reflective, benefit from strategic placement and backlit setups to emphasize their transparency and shape. Incorporating polarizers and anti-reflective coatings may further enhance results. Achieving striking imagery of these distinct materials necessitates expertise in lighting, angles, and technical finesse.



FASHION PHOTOGRAPHY :

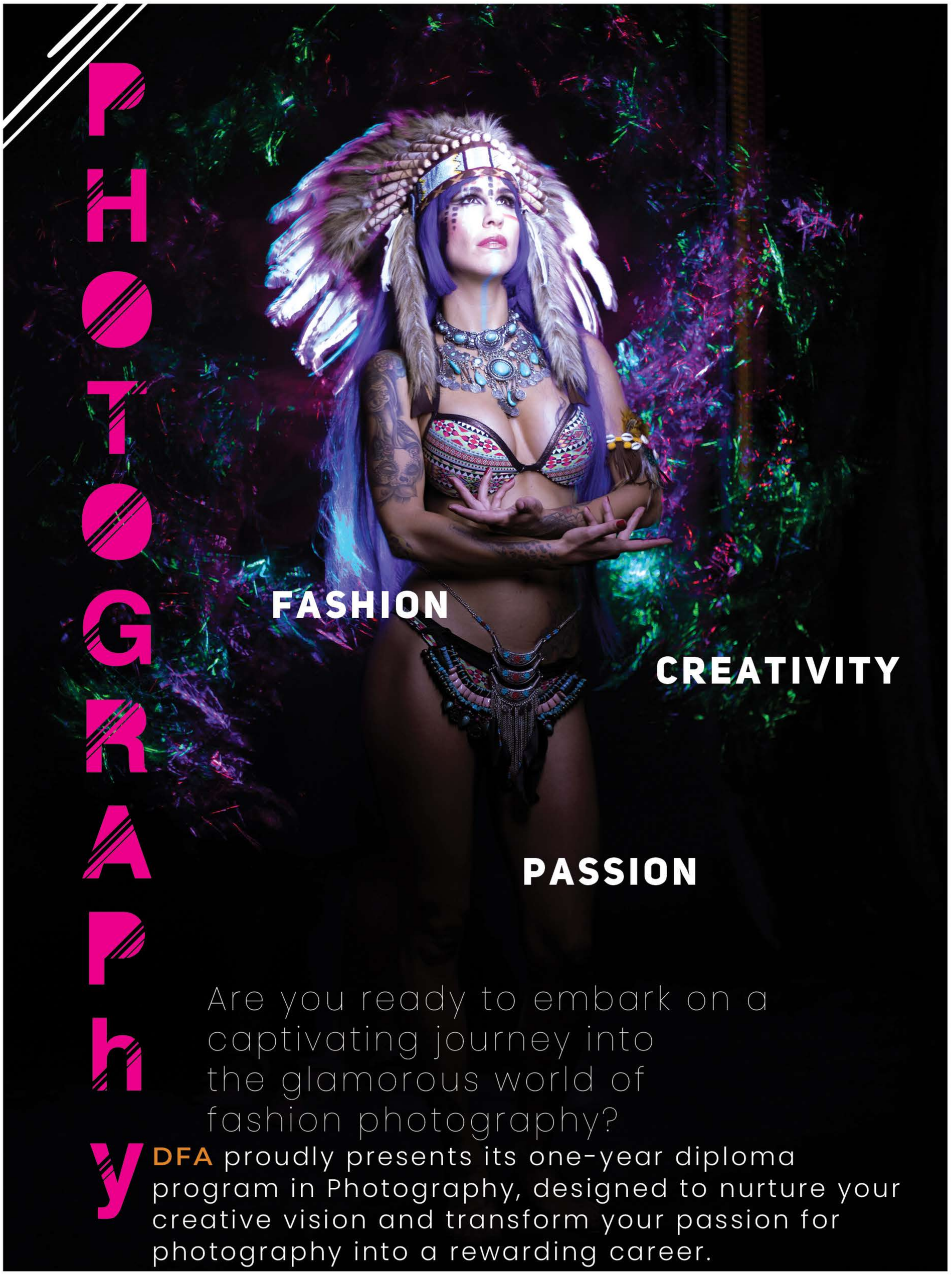

Join Us Today:

Delhi Film Academy's one-year diploma in Photography opens doors to a world of creativity, style, and artistic expression. Prepare to capture the essence of fashion and make a mark in this exciting industry. Enroll now and step into the spotlight of fashion photography excellence!

Program Highlights:

Comprehensive Curriculum: Our industry-expert faculty will guide you through the fundamentals of fashion photography, lighting techniques, and post-production skills.

Hands-On Experience: Get real-world experience with studio shoots, on-location sessions, and exclusive access to fashion events and shows.

Fashion Industry Insights: Learn from guest lectures by renowned fashion photographers, models, and stylists, gaining valuable industry insights and networking opportunities.

Portfolio Development: Build a stunning portfolio that showcases your unique style and creativity, essential for entering the competitive fashion photography field.

Professional Equipment: Gain proficiency with the latest photography equipment and software, ensuring you're prepared for the demands of the industry.

Career Guidance: Benefit from our career placement assistance and personalized mentorship, helping you launch your career in fashion photography.

LIVE YOUR
DREAM WITH
DFA

Fashions

Types of Fashion Photography

Fashion

Fashion photography is a diverse field, encompassing styles like editorial, commercial, high fashion, street style, and portrait photography. It ranges from capturing everyday street fashion to avant-garde and high-end designer creations. Other sub-genres include conceptual, vintage, and celebrity fashion photography, each with its own unique approach and purpose. These styles collectively contribute to the dynamic and ever-evolving world of fashion imagery.

Develop your portfolio, get practical experience, and learn from professionals in the field. Come together with us to turn your interest into a lucrative career in fashion photography!

Fashion!

Learn from BEST

Unlocks the world of glamour

www.DelhiFilmAcademy.com

PHOTOGRAPHY

Learn
FROM
Expert

STUDIO Photography



Studio In-Door Photography

There are several considerations to make when shooting at a studio. The initial steps include making the necessary preparations, arranging the lights, separating distinct lights, selecting the fill and key, timing these lights, applying the appropriate modifiers, etc.



PHOTOGRAPHY
FASHION

OUTDOOR PHOTOGRAPHY

FASHION

The students are taken on regular outdoor shoots and on-location to give them hands-on experience on how a commissioned outdoor hoot is executed.

They are told about various lights and modifiers that are used on such shoots and a constructed brief is given to them in order to achieve world-class imagery.



MOST
STUNNING
PHOTOGRAPHY
SCHOOL
ON EARTH

GET READY FOR

2024

JOIN NOW!

STUDIO LIGHTING

A fundamental lighting method, three-point lighting is also known as the foundation of all other lighting approaches. With the use of this studio lighting setup, students can comprehend the significance of lighting and how various light placements add depth and complexity to images. In addition to learning about the lighting configuration, the students also study about numerous studio lights and accessories that are utilised when taking pictures in a studio.

LIVE MODEL SHOOT

"Elevate your skills with live model photography.
Our 1-Year Diploma program offers hands-on fashion photography experience."

Shooting models is a fundamental aspect of photography, serving various purposes such as portraits and advertising. Engaging in a Fashion Photography course provides valuable experience through live model photoshoots.
This hands-on training helps photographers hone their skills, from composition to lighting and prepares them for a diverse range of photography opportunities in the fashion and modelling industry.

A gray card is a simple tool in photography, typically a flat, neutral gray colored card with a consistent reflectance spectrum. It serves as a reference point for photographers to achieve consistent exposure and white balance settings. By using a gray card, photographers can establish a standard white balance or color balance for a series of images, ensuring uniformity and accuracy in their photography work.

GREY CARD

DIGITAL LIGHT METER



A light meter is a crucial tool for photographers, aiding in exposure control by measuring light levels. It excels in low-light conditions, providing better accuracy than a camera's built-in meter. It also aids in flash photography, ensuring proper synchronization between multiple lights for well-balanced and professional results.

Creative Vision with Adobe Photoshop & DFA

Master Visual Storytelling with the Industry's Leading Tools & Training

Tap into your creative potential with Adobe Photoshop, the industry standard for image editing and design. Included in the 1-year Diploma in Filmmaking & Photography at Delhi Film Academy, Photoshop is your key to mastering visual storytelling. From photo enhancements to graphic design, Photoshop enables you to actualize your artistic vision. Whether you're pursuing filmmaking, photography, or digital art, this comprehensive program equips you with essential skills for success in the dynamic world of visual media.



Hands-On Learning:

Experience the transformative power of hands-on Adobe Photoshop training, where theory merges seamlessly with practice, enabling you to craft captivating visuals with precision, confidence, and professional finesse.



Elevate Your Photography Skills with Real-World

Why Choose Our Diploma in Photography?

Practical Experience: We believe that real-world exposure is essential. As a student, you'll get the chance to work as a professional photographer in real fashion shows, enhancing your practical skills before entering the industry.

Industry-Backed Training: Our program is designed with industry demands in mind. By participating in fashion shows, you'll learn to adapt to the fast-paced, dynamic world of fashion photography.

CRW FASHION SHOW

At **Delhi Film Academy**, our one-year Diploma in Photography goes beyond the classroom to offer you an unparalleled opportunity – we sponsor Fashion Shows exclusively for our students!

Networking: Forge valuable connections with models, designers, and industry professionals, opening doors to exciting career opportunities.

Comprehensive Curriculum: In addition to practical experience, you'll receive in-depth training in photography techniques, post-production, and portfolio building.

Career Support: We're committed to your success. Our career guidance and placement assistance will help you transition seamlessly into the photography industry.

Join Our Diploma Program and Shine in the Spotlight

ENROLL NOW



Delhi Film Academy's Photography Diploma offers a unique advantage – the chance to work on professional fashion shows, setting you on a path to success in the world of photography. Enroll today and make your mark in the industry!

DFA's Photography Diploma sponsors fashion shows for practical experience. Enroll now!

All for DFA's students

DELHI FILM ACADEMY'S PHOTOGRAPHY DIPLOMA, WITH ITS EXCLUSIVE MISS INDIA PAGEANT SPONSORSHIP, IS YOUR TICKET TO A SUCCESSFUL CAREER IN PHOTOGRAPHY. JOIN US TODAY AND START CAPTURING BEAUTY, GRACE, AND EXCELLENCE FROM DAY ONE!

MISS & MRS ASIA INDIA

FASHION *Pageants*





ONE STEP AWAY FROM STEPPING INTO THE FILM INDUSTRY



"Unlock your creative potential without breaking the bank. Affordable excellence awaits you at **Delhi Film Academy's** 1-year diploma program in filmmaking & photography."



TUITION FEE

OPTION 1

₹ 1,99,000 + 18% GST

One-Time Payment: You will receive a scholarship worth ₹ 26,000 (plus taxes) if you choose to pay in full.

OPTION 2

₹ 2,25,000 + 18% GST

Here's the breakdown:

Initial Installment: ₹1,35,000 + 18% GST

First Installment: ₹45,000 + 18% GST

Third Installment: ₹45,000 + 18% GST

Total Fee for the Diploma: ₹2,25,000 + 18% GST

*Please confirm these details with the **Delhi Film Academy**, as fees and GST rates may change.*

DFA
DELHI FILM ACADEMY

Delhi Film Academy, Mehrauli Ward Number 1 Bus-Stand, New Delhi

+91 85279 11408 | www.DelhiFilmAcademy.com



CONTACT US

www.DelhiFilmAcademy.com
Contact@delhifilmacademy.com
Call +91 8527 91 1408